

**SINGER**  
**112W130**

## INSTRUCTIONS FOR ORDERING

In ordering from this list, use **ONLY** the **PART** number in the **FIRST** column.

The number stamped on a Sewing Machine Part is the number of the **Single Part** only, except when the part includes **Set Screws, Clamping Screws, Studs and Rollers Spun on, Small Wires riveted, or Parts soldered together, etc.**, which it is necessary to furnish in combination.

Every combination of parts sent out has its specific number which, although not stamped on Parts (except in above case), must be used when ordering the combination.

Each number always indicates the **SAME PART** in whatever list it appears, or for whatever Machine.

The letters after some of the numbers indicate the style of finish only, as follows:

- A Hardened, Polished, Nickel Plated and Buffed.
- AL Heat Treated for Toughness.
- B Polished, Nickel Plated and Buffed.
- C Hardened only.
- D Polished only.
- E Soft, Not polished.
- F Hardened and Polished.
- H Blued.
- J Nickel Plated only.
- R Merlized.
- X Black Oxide, for Iron and Steel.
- XC Hardened and Black Oxide, for Iron and Steel.
- Y Black Nickel Plated only.
- Z Chromium Plated.

These letters **MUST BE USED** when they appear in the list and **AFTER** the number, as in the list.

In this series


1 to 1500, 200001 to 201500 and 350001 to 351500 are Screw Numbers.  
1501 to 1800, 201501 to 201800 and 351501 to 351800 are Nut Numbers.  
1801 to 2000, 201801 to 202000 and 351801 to 352000 are Roller Numbers.  
2001 to 50000 and 202001 to 350000 are Numbers of Machine Parts.

The figures in the second column refer only to the plate in which the illustration of the part is shown and are **NOT TO BE USED** in ordering.

Two or more numbers over a cut indicate that the difference between such parts is not visible in an illustration.

Parts marked with an asterisk (\*) are furnished only when repairs are made at the factory.

## LIST OF PARTS COMPLETE FOR



### MACHINE No. 112 w 130

For Men's Collars, Sewing Pockets on Shirts, Taping Middy Blouse Collars, etc. Has Mechanism for Disengaging and Automatically Re-engaging the Left Hand Needle.

IN GAUGES FROM  $\frac{1}{8}$  TO  $\frac{3}{8}$  INCH.

No.	Plate	Name
*236701	-----	Arm with 202135
224196	17751	" Cap with 244071
244071	17751	" " Oil Wick
200278H	17751	" " Screw
202248	17751	" " Washer
236702	17751	" Cover Plate
200126D	17751	" " Screw
204235	16260	" Position Pin (2)
200004E	16260	" Screw (3)
202005	16260	" " Washer (3)
236703	17751	" Shaft with 200357E and 224392
237748	17751	" " Bushing (back) with 202260
202260	17751	" " " Oil Packing (wick)
200071E	17751	" " " Screw (3)
207080	17751	" " " (front) with 202244
202244	17751	" " " Oil Packing (wick)
200502B	17751	" " " " " Thumb Screw

No.	Plate	Name
200341C	17751	Arm Shaft Bushing (front) Set Screw
224103	16260	" " Connection Belt
224200	16260	" " " " Pulley with 200327C, 200602E and two 202253
200602E	16260	Arm Shaft Connection Belt Pulley Position Screw
200327C	16260	Arm Shaft Connection Belt Pulley Set Screw
202253	16260	" " " " " Spring Flange
224138	17764	Arm Shaft Connection Belt Timing Collar with 200113F
200113F	17764	Arm Shaft Connection Belt Timing Collar Set Screw
224139	17764	Arm Shaft Connection Belt Timing Plate
200164B	17764	" " " " " " " Screw (2)
224392	17751	Arm Shaft Oil Packing (wick)
200357E	17751	" " " " " Stop Screw
224144	17759	Attachment Slide Plate with 213479 and 236061
236061	17759	Attachment Slide Plate Friction Slide
213479	17759	" " " " " Spring
235096	17751	Balance Wheel (disc)(belt groove 2-1/2 in. diam.) with 200328C and 200325C
Note: Balance Wheel 235096 is furnished with this machine unless otherwise specified		
235132	17751	Balance Wheel (disc) "v" belt groove (outside diam. of belt groove 3.018 in.) with 201346C and 350107C
200328C	17751	Balance Wheel Position Screw
350107C	17751	" " " " "
200335C	17751	" " " " Set Screw
201346C	17751	" " " " "
*224105	-----	Bed with 203376
202258	16260	Bed Hinge Connection (2)
200570E	16260	" " " " Screw (4)
54897	17764	" Oil Cup
236794	17759	" Slide (back)
200861D	17759	" " " " Clamp Screw
223811	17759	" " " " Stop
223812	17759	" " " " Spring
223853	17759	" " " " (front)
203208	17752	Bobbin (2)
203210	17752	" Case Base with 202056, 203211 to 203213 and 203216
203211	17752	Bobbin Case Base Latch
*202056	-----	" " " " Pin
203212	17752	" " " " Plunger
203213	17752	" " " " Spring
236857	17752	" " Cap (left) with 200594C, 200984C, 203214, 241674, 241675 and two 350405C

No.	Plate	Name
236853	17753	Bobbin Case Cap (right) with 200984C, 203214, 203215, 241674, 241675, two each 200594C and 350405C
241674	17752	Bobbin Case Oiling Felt
241675	17752	" " " " Retainer
350405C	17752	" " " " " Screw
224004	17754	" " Opener
224005	17754	" " " " Lever with 201349C, 201542C and 203101
201349C	17754	Bobbin Case Opener Lever Driving Screw Stud
201542C	17754	Bobbin Case Opener Lever Driving Screw Stud Nut
203101	17754	Bobbin Case Opener Lever Driving Screw Stud Oil Packing (wick)
265088	17754	Bobbin Case Opener Lever Hinge Stud with 202277
202277	17754	Bobbin Case Opener Lever Hinge Stud Oil Packing (wick)
200364C	17754	Bobbin Case Opener Lever Hinge Stud Set Screw
223623	17754	Bobbin Case Opener Lever Link
200118D	17754	" " " " Screw
203214	17752	" " " " Tension Spring
200984C	17752	" " " " " Regulating Screw
200594C	17752	" " " " " Screw
203215	17753	" " " " Thread Guide
200594C	17753	" " " " " Screw
203216	17752	" " " " Washer (cloth)
236854	17753	Bobbin Case (right) complete, Nos. 203210 and 236853
236858	17752	Bobbin Case (left) complete, Nos. 203210 and 236857
236791	17759	Edge Guide
236792	17759	" " Bracket
200469B	17759	" " " " Thumb Screw
228032	17759	" " " " " Washer
200473B	17759	Edge Guide Thumb Screw
202603	17759	" " " " " Washer
236793	17759	Edge Guide complete, Nos. 200473B, 202603, 236791 and 236792
236795	17759	Face Plate
202135	17759	" " Position Pin
200462B	17759	" " Thumb Screw
224050	16261	Feed Bar with 200336E and 201535E
224051	16261	" " 224050 with 200040C, 224052 and 225837
350393C	16261	Feed Bar Hinge Screw (driving)
201518E	16261	" " " " " Nut
236704	17760	" Dog, for 236818
236706	17760	" " " " 236770

No.	Plate	Name
236707	17760	Feed Dog, for 236816
236708	17760	" " " 236815
200106E	17760	" " Screw (2)
200336E	16261	" " Support Screw
201535E	16261	" " " " Nut
224106	16260	" Driving Connection with 200049D and 202277
201407C	16260	Feed Driving Connection Hinge Screw
201517E	16260	" " " " " Nut
206758	16260	" " " " " 011 Packing (wick)
202277	16260	Feed Driving Connection Oil Packing (wick)
200049D	16260	" " " Pinch Screw
202300	16260	" " Eccentric Regulating Bracket
224140	16260	" " " " "
		202300 with 224200, two each 201408C and 201525E
201408C	16260	Feed Driving Eccentric Regulating Bracket Hinge Screw
201525E	16260	Feed Driving Eccentric Regulating Bracket Hinge Screw Nut
202301	16260	Feed Driving Eccentric Regulating Bracket Plunger
202595	16260	Feed Driving Eccentric Regulating Bracket Plunger Spring
200607C	16260	Feed Driving Eccentric Regulating Bracket Plunger Spring Stop Screw
201408C	16260	Feed Driving Eccentric Regulating Bracket Stop Screw
201525E	16260	Feed Driving Eccentric Regulating Bracket Stop Screw Nut
200429C	16260	Feed Driving Eccentric Regulating Screw
200383C	16260	" " " " " Check Screw
223650	16261	Feed Driving Rock Shaft
223651	16261	" " " " 223650 with 201518E 224051 and 350393C
224141	16261	Feed Driving Rock Shaft Crank with 200019E
200019E	16261	" " " " " Pinch Screw
202625	16261	" " " " Stop Collar with two 200383C (2)
200383C	16261	Feed Driving Rock Shaft Stop Collar Set Screw
224154	17764	Feed Lifting Cam with 201220C
224052	16261	" " " Fork with 200173D and 223655
200040C	16261	Feed Lifting Cam Fork Screw
225837	16261	" " " " " Washer
223655	16261	" " " Oiling Felt
200173D	16261	" " " " " Screw
201220C	17764	" " " Set Screw

No.	Plate	Name
224142	17751	Feed Regulating Spindle with 202311, 202443 and 202619
*202311	-----	Feed Regulating Spindle Head
202443	17751	" " " " Pin
202619	17751	" " " " Position Pin
224016	17752	Hook (sewing)
224017	17752	" 224016 with 203525, 224025, two each 200590H and 201253F
236860	17752	Hook and Bobbin Case (left) complete, Nos. 224017 and 236858
236856	17753	Hook and Bobbin Case (right) complete, Nos. 224017 and 236854
224019	17754	Hook Bushing (lower) (bronze)
200364C	17754	" " " Set Screw
224020	17754	" " (upper) (bronze)
200446C	17754	" " " Position Screw
223867	17764	" Driving Gear (spiral) with 200362C and 201222C (2)
201222C	17764	Hook Driving Gear Position Screw
200362C	17764	" " " Set Screw
224021	17754	" " Pinion (spiral) with two 200382C
200382C	17754	Hook Driving Pinion Set Screw
224022	17754	" " " Thrust Washer
224110	17764	" " Shaft
224111	17764	" " " Bushing with 202244
202244	17764	" " " " Oil Packing (wick)
200327C	17764	" " " " Set Screw
224112	17764	" " " Connection Belt Pulley with 202253 and two 201254C
201254C	17764	Hook Driving Shaft Connection Belt Pulley Set Screw
202253	17764	Hook Driving Shaft Connection Belt Pulley Spring Flange
203525	17752	Hook Gib
201253F	17752	" " Screw
224023	17754	" Saddle 223849 with 200364C, 200446C, 224019 and 224020
224024	17755	Hook Saddle 223850, with 200364C, 200446C, 224019 and 224020
223849	17754	Hook Saddle (left) with 200009E
223850	17755	" " (right) with 200009E
223680	17764	" " Bearing (left)
200327C	17764	" " " " Set Screw
223681	17764	" " " (right)
200335C	17764	" " " " Set Screw
200009E	17754	" " Pinch Screw
200006E	17754	" " Screw (2)

Form the Hurst Diamond Needle Corp

No.	Plate	Name
225585	17754	Hook Saddle Screw Washer (2)
236848	17754	Hook Saddle (left) complete, Nos. 200118D, 200364C, 223623, 224004, 224005, 224021 to 224023, 236860 and 265088
236784	17755	Hook Saddle (right) complete, Nos. 200118D, 200364C, 223623, 224004, 224005, 224021 224022, 224024, 236856 and 265088
224025	17752	Hook Washer
200590H	17752	" " Screw
237837	17759	Knee Lifter Connection Lever
200238H	17759	" " " " Hinge Screw
223684	17759	Knee Lifter Connection Lever Lifting Rod with 202302
202302	17759	Knee Lifter Connection Lever Lifting Rod Cotter Pin
206628	17759	Knee Lifter Connection Lever Lifting Rod Spring
227227	17759	Knee Lifter Connection Lever Lifting Rod Spring Collar with 200113F
200113F	17759	Knee Lifter Connection Lever Lifting Rod Spring Collar Set Screw
236844	17759	Knee Lifter Lifting Lever
200262H	17759	" " " " Hinge Screw
*236834	-----	Needle Bar (left)
*236862	-----	" " (right)
236863	17757	" " 236862 with 236834
236864	17757	Needle Bar complete, in gauges from 1/8 to 5/16 in., in steps of 1/32 in. Nos. 200959D, 236863, 236868 and two 350187D
236865	17757	Needle Bar complete, in gauges 11/32 and 3/8 in., Nos. 200959D, 236863, 236871 and two 350187D
236713	17757	Needle Bar Bushing (lower)
236799	17757	" " " (upper)
200352C	17757	" " " Set Screw (2)
202552	17757	" " Connecting Link
264718	17757	" " " " Oil Guard
201183D	17757	Needle Bar Connecting Link Oil Guard Screw
202333	17757	" " " " Stud with 202254
202254	17757	Needle Bar Connecting Link Stud Oil Packing (wick)
200374C	17757	Needle Bar Connecting Link Stud Set Screw
200383C	17757	" " " " " " " "
236715	17757	" " " Stud with 202330 and two 200086C
202330	17757	Needle Bar Connecting Stud Oil Packing (wick)
200086C	17757	Needle Bar Connecting Stud Pinch Screw
236800	17757	" " Crank with 200335C, 200374C, 200383C, 200428C and 202333

No.	Plate	Name
236801	17757	Needle Bar Crank 236800 with 202399, 202400 202552, 223881 and 236715
203172	17757	Needle Bar Crank Friction Washer
200428C	17757	" " " Position Screw
200335C	17757	" " " Set Screw
236802	17759	" " Disengaging Bell Crank
204443	17759	" " " " " Spring
203060	17759	Needle Bar Disengaging Bell Crank Spring Hook
236804	17759	Needle Bar Disengaging Bell Crank Stop Plate
200098E	17759	Needle Bar Disengaging Bell Crank Stop Plate Screw (2)
236806	17756	Needle Bar Disengaging Spring
200288H	17756	" " " " Screw
236807	17756	" " " Trip Lever with 201356E, 350173C, 350174C and two 201537H
1478H	17756	Needle Bar Disengaging Trip Lever Hinge Screw
236808	17756	Needle Bar Disengaging Trip Lever Lock Lever
236785	17756	Needle Bar Disengaging Trip Lever Lock Lever Adjusting Block
200076D	17756	Needle Bar Disengaging Trip Lever Lock Lever Adjusting Block Screw
350176D	17756	Needle Bar Disengaging Trip Lever Lock Lever Adjusting Thumb Screw
236809	17756	Needle Bar Disengaging Trip Lever Lock Lever complete, Nos. 200076D, 236785, 236808 and 350176D
1301C	17756	Needle Bar Disengaging Trip Lever Lock Lever Hinge Screw
204225	17756	Needle Bar Disengaging Trip Lever Lock Lever Spring
236723	17756	Needle Bar Disengaging Trip Lever Lock Lever Spring Plunger
350173C	17756	Needle Bar Disengaging Trip Lever Locking Screw Stud
201537H	17756	Needle Bar Disengaging Trip Lever Locking Screw Stud Nut
236724	17756	Needle Bar Disengaging Trip Lever Pitman
236725	17756	Needle Bar Disengaging Trip Lever Pitman 236724 with 1697C, 1698C, 38446 and 250143
*38444	-----	Needle Bar Disengaging Trip Lever Pitman End Bearing (back)
38446	17756	Needle Bar Disengaging Trip Lever Pitman End Bearing 38444, 42524, 50016C and two 175E
50016C	17756	Needle Bar Disengaging Trip Lever Pitman End Bearing (back) Ball Screw Stud



No.	Plate	Name
200074F	17757	Presser Foot Screw
236750	17756	Ratchet Wheel with 200389C and 200446C
236751	17756	Ratchet Wheel Driving Bell Crank
236752	17751	" " " Eccentric with 200382C and 200398C
236753	17751	Ratchet Wheel Driving Eccentric 236752 with 200128E, 213740, and 236754
213740	17751	Ratchet Wheel Driving Eccentric Cap
200128E	17751	" " " " " Screw
200398C	17751	" " " " " Position Screw
200382C	17751	Ratchet Wheel Driving Eccentric Set Screw
236754	17751	" " " " " Strap
1698C	17756	" " " " " "
		Check Nut
236812	17756	Ratchet Wheel Driving Pawl
200913F	17756	" " " " " Hinge Screw
201526E	17756	" " " " " " Nut
236756	17756	" " " " " Spring
200126F	17756	" " " " " Screw
236757	17756	" " " " " Pitman
679C	17756	" " " " " Ball Screw
		Stud
*38443	-----	Ratchet Wheel Driving Pitman End Bearing
222023	17756	" " " " " " "
		38443 with 679C, 42525 and two 175E
*42525	-----	Ratchet Wheel Driving Pitman End Bearing
		Cap
175E	17756	Ratchet Wheel Driving Pitman End Bearing Cap Screw
1697C	17756	Ratchet Wheel Driving Pitman End Bearing Check Nut
200446C	17756	Ratchet Wheel Position Screw
236758	17756	" " Retaining Pawl
200244D	17756	" " " " " Hinge Screw
236759	17756	" " " " " Spring
200118F	17756	" " " " " Screw
350174C	17756	" " " " " Tripping Screw Stud
201537H	17756	Ratchet Wheel Retaining Pawl Tripping Screw Stud Nut
200389C	17756	Ratchet Wheel Set Screw
236760	17756	" " Spring
201229C	17756	" " Stop Screw
236761	17756	" " " " " Bracket with 201229C and 201537H
200089D	17756	Ratchet Wheel Stop Screw Bracket Screw
201537H	17756	" " " " " Nut
236762	17756	Stitch Index Finger
200161H	17756	" " " " " Screw
236763	17756	" " Plate (inner)

No.	Plate	Name
236904	17756	Stitch Index Plate (inner) Bushing
200958C	17756	" " " " " " Set Screw
236765	17756	Stitch Index Plate (outer)
236766	17756	" " " " " Spring
236813	17756	" " " " " Bracket with 200329C, 201356E, 201533E and three 200958C
201405E	17756	Stitch Index Plate Bracket Screw
223881	17757	Take-up Lever
202399	17757	" " Driving Stud with 202277
202277	17757	" " " " " Oil Packing (wick)
202400	17757	Take-up Lever Hinge Stud with 202423
202423	17757	" " " " " Oil Packing (wick)
200383C	17757	Take-up Lever Hinge Stud Set Screw
202401	17757	" " Oiling Felt
200132E	17757	" " " " " Screw
223702	17758	Tension Bracket with two each 201224B and 236060
200159F	17758	Tension Bracket Screw
223705	17758	Tension Bracket complete, Nos. 200978H, 201199F, 223702, 223703, 223706, 237174, two each 13710, 200309E, 204271, 223704, three 201572B and four 244048
244048	17758	Tension Disc
236060	17758	" " Position Pin
223703	17758	" Release Lever
235072	17757	" " " Rod
200309E	17758	" " " Screw
223704	17758	" " Plunger
204271	17758	" " Washer
13710	17758	" Spring
201224B	17758	" Stud
201572B	17758	" Thumb Nut
223706	17758	Thread Controller Disc
200978H	17758	" " " Screw
237174	17758	" " Spring
241360	17758	" " Stop
200132E	17758	" " " Screw
201199F	17758	" " Stud with 204925
200061C	17758	" " Set Screw
201572B	17758	" " Thumb Nut
204925	17758	" " Washer
224028	17751	" Guide
210954	17758	" " (lower)
200582H	17758	" " " Screw
202741	17758	" " (upper)
200397H	17758	" " " Set Screw
240034	17758	" Retainer (2)
210956	17758	" " Bracket with 200397H

No.	Plate	Name
200582H	17758	Thread Retainer Bracket Screw (2)
200366H	17758	" " Set Screw (2)
210993	17758	" " Sleeve
223844	17758	" " Spring
210957	17758	" " Stud
210958	17758	" " Collar
200397H	17758	" " Set Screw
210959	17758	Thread Retainer (lower) complete, Nos. 210956 to 210958, 210993 and 223844
236770	17760	Throat Plate, 50 needle hole, for needle sizes 14 and 15, in gauges 1/8 and 5/32 in., for 236706
236815	17760	Throat Plate, 50 needle hole, for needle sizes 14 and 15, in 3/16 in. gauge, for edge stitching on collars, for 236708
236816	17760	Throat Plate, 50 needle hole, for needle sizes 14 and 15, in gauges 7/32 and 1/4 in., for edge stitching on collars, for 236707
236818	17760	Throat Plate, 50 needle hole, for needle sizes 14 and 15, in gauges 9/32, 5/16, 11/32 and 3/8 in., for 236704
200161D	17760	Throat Plate Clamp Screw
203376	17760	" " Position Pin
691E	17760	" " Screw

**SINGER** Needles should be used  
in **SINGER** Machines  
These Needles and their Containers  
are marked with the  
Company's Trade Mark "SIMANCO.\*\*\*" 1

Needles in Containers marked  
"FOR SINGER MACHINES"  
are NOT **SINGER** made needles. 2

## ACCESSORIES

No.	Plate	Name
200157B	17759	Attachment Screw
203208	17752	Bobbin (10)
*225482	-----	" Case Screw Driver Blade
*225483	-----	" " " " Handle
225497	13067	Bobbin Case Screw Driver complete, Nos. 225482 and 225483
135 X 7	17757	Needle, twelve, size 14
224121	16644	Drip Pan, 20 in. long, with four 3/4 in. wire nails
41400	13067	Machine Rest Pin (wood)
120342	13067	Oiler (copper plated) with 120343
120343	13067	" Spout (3 1/2 in. long)
225498	13067	Screw Driver (7 1/4 in. long)
225554	13067	Wrench (steel)

## BOBBIN WINDER

(SWINGING AUTOMATIC, RIGHT HAND)

259428	16615	Brake (leather)
259429	16615	" Clamp
200113F	16615	" " Screw
225453	16615	Frame with 202277 and 225438
225454	16615	" Hinge Pin
202277	16615	" Oil Packing (wick)
225438	16615	" " Well Cap
225455	16615	" Spring
225456	16615	" " Plunger
225368	16615	Pulley with 200380C
200380C	16615	" Set Screw
225381	16615	Spindle
225444	16615	Stop Latch
200056E	16615	" " Screw
225458	16615	" " Thumb Lever
225459	16615	" " " " Hinge Stud
225459	16615	" " " " Joint Stud
202478	16615	" " Trip Lever
200299H	16615	" " " " Hinge Screw
225461	16615	Tension Bracket with 201499B
200082D	16615	" " Screw
228026	16615	" " " Washer



No.	Plate	Name
2102	16615	Tension Disc
13710	16615	" Spring
201499B	16615	" Stud
201572B	16615	" " Thumb Nut
225462	16615	Bobbin Winder Tension Bracket complete, Nos.13710,201572B,225461 and two 2102
259430	16615	Bobbin Winder and Tension Bracket Base
259431	16615	Universal Bobbin Winder complete, Nos. 200056E,200082D,200113F,200299H,202478, 225368,225381,225444,225453 to 225456, 225458,225462,228026,259428 to 259430 two each 225459 and wood screws 3/4 in. No.12,R.H.B.

## KNEE LIFTER

228359	16643	Rock Lever with two 350231C
228360	16643	" " Bracket with 200347C and three wood screws 7/8 in.,No.12
228361	16643	Rock Lever Bracket 228360 with 228359, 228363,228367 and 228386
228362	16643	Rock Lever Extension with 200529C
350231C	16643	" " " " Set Screw
228363	16643	" " Hinge Pin
228364	16643	" " Knee Plate with 350231C
228388	16643	" " " " Arm
350231C	16643	" " " " " Set Screw
350231C	16643	" " " " " Set Screw
228365	16643	" " Rod
200529C	16643	" " " Set Screw
228386	16643	" " Spring
228367	16643	" " Stop Stud
200347C	16643	" " " " " Set Screw
228368	16643	Knee Lifter complete, Nos.228361,228362, 228364,228365 and 228388

Note:Other knee lifter parts are listed with parts of machine head.

## THREAD UNWINDER

No.	Plate	Name
225259	16257	Spool Rest (for one spool) with 201018C
225257	16257	" " (for two spools) with 201018C
150203	16257	" " Cushion (felt)
225388	16257	" " Rod
200383C	16257	" " " Set Screw
201018C	16257	" " Set Screw
202490	16257	" Stand with 200383C
225391	16257	Thread Guide
201696J	16257	" " Lock Nut
225326	16257	" " Position Cup
225324	16257	" " Rod with 206AL and 225322
206AL	16257	" " Screw
225322	16257	" " " Washer
259143	16257	Thread Unwinder (for three spools) complete, Nos.201696J,202490,225257,225259, 225324,225326,225388,three each 150203, 225391,and wood screws 7/8 in.,No.12

## TREADLE AND CHAIN GUIDE

39571	17762	Needle Bar Disengaging Bell Crank Chain Guide Pulley
236849	17762	Needle Bar Disengaging Bell Crank Chain Guide Pulley Bracket
236789	17762	Needle Bar Disengaging Bell Crank Chain Guide Pulley Bracket
1064D	17762	Needle Bar Disengaging Bell Crank Chain Guide Pulley Hinge Screw
236850	17762	Needle Bar Disengaging Bell Crank Chain Guide Pulley Bracket complete, Nos. 1064D,39571,236849 and two wood screws 1 1/4 in. No.12,R.H.B.
236790	17762	Needle Bar Disengaging Bell Crank Chain Guide Pulley Bracket complete, Nos. 1064D,39571,236789 and two wood screws 1 1/4 in.,No.12,R.H.B.
227610	17762	Needle Bar Disengaging Treadle with 200526C
236787	17762	Needle Bar Disengaging Treadle Chain,57 in.long with two 202784

## ACCESSORIES

No.	Plate	Name
227612	17762	Needle Bar Disengaging Treadle Chain Eye Pin
200526C	17762	Needle Bar Disengaging Treadle Chain Eye Pin Set Screw
202784	17762	Needle Bar Disengaging Treadle Chain Hook
227613	17762	" " " " Shaft
227614	17762	" " " " Spring
227615	17762	" " " " Stand with four wood screws 7/8 in., No. 12
236821	17762	Needle Bar Disengaging Treadle complete, Nos. 227610, 227612 to 227615 and 236787

## FEED DOGS

236704	17760	Feed Dog, for 236768, 236818 and 236819
236705	17761	" " " 236769 and 236814
236706	17760	" " " 236770
236707	17760	" " " 236816, 236825, 236826 and 236829
236708	17760	Feed Dog, for 236815 and 236817
236827	17761	" " " 236828

## PRESSER FEET

236740	17761	Presser Foot, 46 needle hole, in gauges from 1/8 to 3/8 in., in steps of 1/32 in with 200172H and 229541
236741	17761	Presser Foot, 46 needle hole, in gauges from 1/8 to 3/8 in., in steps of 1/32 in., for edge stitching on collars
202090	17761	Presser Foot Hinge Pin, for 236745
230795	17761	" " " " for 236743
236742	17761	" " Plate, for 236743
236744	17761	" " " " 236745
202923	17761	" " Shank, for 236743
202924	17761	" " " " 236745
229541	17761	" " Spring Guide, in gauges from 1/8 to 3/8 in., in steps of 1/32 in., for 236740
200172H	17761	Presser Foot Spring Guide Screw, for 236740

## PRESSER FEET

No.	Plate	Name
236745	17761	Presser Foot (hinged) complete, 50 needle hole, in gauges from 1/8 to 3/8 in., in steps of 1/32 in., Nos. 202090, 202924 and 236744, for taping Note: State gauge required and furnish sample of tape.
236743	17761	Presser Foot (hinged) complete, 46 needle hole, in gauges from 1/8 to 3/8 in., in steps of 1/32 in., Nos. 202923, 230795 and 236742, for pocket stitching

## TAPE HOLDER

236830	17763	Bracket Wire and Disc
26748	17763	Disc
26069	17763	" Hub
26749	17763	Disc complete, Nos. 26069 and 26748
201246C	17763	Tape Holder Set Screw
26073	17763	Tension Adjusting Collar with 51224B
51224B	17763	" " " Screw
13211	17763	" " Spring
236831	17763	Tape Holder complete, Nos. 13211, 26073, 26749 and 236830

## THROAT PLATES

236770	17760	Throat Plate, 50 needle hole, for needle sizes 14 and 15, in gauges 1/8 and 5/32 in., for 236706
236828	17761	Throat Plate, 53 needle hole, for needle sizes 12 and 13, in 5/32 in. gauge, for edge stitching on collars, for 236827
236769	17761	Throat Plate, 50 needle hole, for needle sizes 14 and 15, in 3/16 in. gauge, for 236705
236815	17760	Throat Plate, 50 needle hole, for needle sizes 14 and 15, in 3/16 in. gauge, for edge stitching on collars, for 236708

## THROAT PLATES

No.	Plate	Name
236817	17760	Throat Plate,46 needle hole,for needle sizes 16 and 18,in gauges 3/16 and 7/32 inch, for edge stitching on collars, for 236708
236814	17761	Throat Plate,46 needle hole,for needle sizes 16 and 18,in 7/32 in. gauge, for 236705
236768	17760	Throat Plate,50 needle hole,for needle sizes 14 and 15,in gauges 7/32 and 1/4 in.,for 236704
236816	17760	Throat Plate,50 needle hole,for needle sizes 14 and 15,in gauges 7/32 and 1/4 in.,for edge stitching on collars,for 236707
236819	17760	Throat Plate,46 needle hole,for needle sizes 16 and 18,in 1/4 in. gauge,for 236704
236826	17760	Throat Plate,46 needle hole,for needle sizes 16 and 18, in 1/4 in. gauge,for edge stitching on collars,for 236707
236829	17760	Throat Plate,50 needle hole,for needle sizes 14 and 15,in gauges 9/32,5/16, 11/32 and 3/8 in.,for edge stitching on collars,for 236707
236825	17760	Throat Plate,46 needle hole,for needle sizes 16 and 18,in gauges 9/32,5/16, 11/32 and 3/8 in.,for edge stitching on collars,for 236707
236818	17760	Throat Plate,50 needle hole,for needle sizes 14 and 15, in gauges 9/32,5/16, 11/32 and 3/8 in.,for 236704

## MISCELLANEOUS PARTS

USED IN CONJUNCTION WITH THREAD UNWINDER

60913	16257	Spool Weight with 60914
60914	16257	" " Center Pin
225377	16257	" Wire,for small spools
27739	16257	Thread Cone (wood)
225390	16257	" " Holder

## OBSOLETE PARTS

No.	Plate	Name
236728	-----	Needle Bar Locking Pin
236731	-----	" " " " Slide with 223847
236805	-----	" " Retaining Spring (flat)(permits disengaging needle bar at top of stroke only)
236820	-----	Needle Bar Retaining Spring (flat)(permits disengaging needle bar at any point)

SINGER Needles should be used  
in SINGER Machines  
These Needles and their Containers  
are marked with the  
Company's Trade Mark "SIMANCO\*\*\*" 1

Needles in Containers marked  
"FOR SINGER MACHINES"  
are NOT SINGER made needles. 2

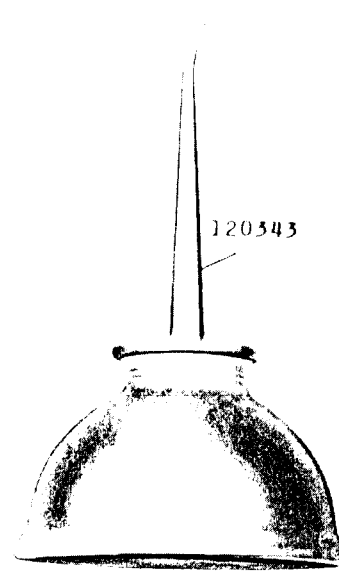
13067 - 1/2

120342

225498

120343

228476



41400

225554

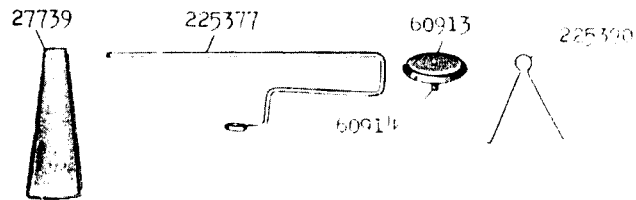
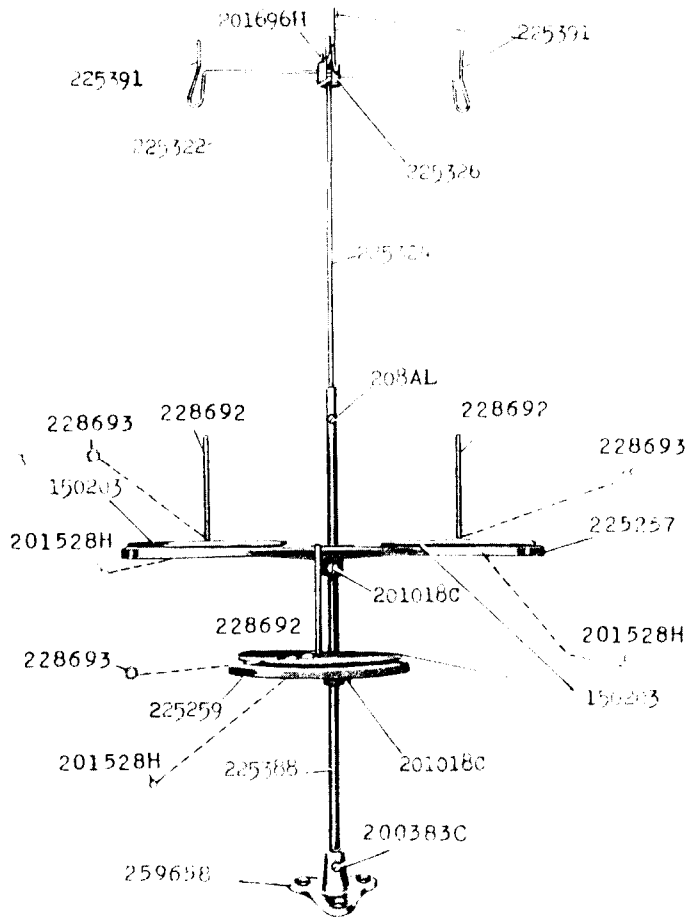


SINGER Needles should be used  
in SINGER Machines  
These Needles and their Containers  
are marked with the  
Company's Trade Mark "SIMANCO.\*\*" 1

Needles in Containers marked  
"FOR SINGER MACHINES"  
are NOT SINGER made needles. 2

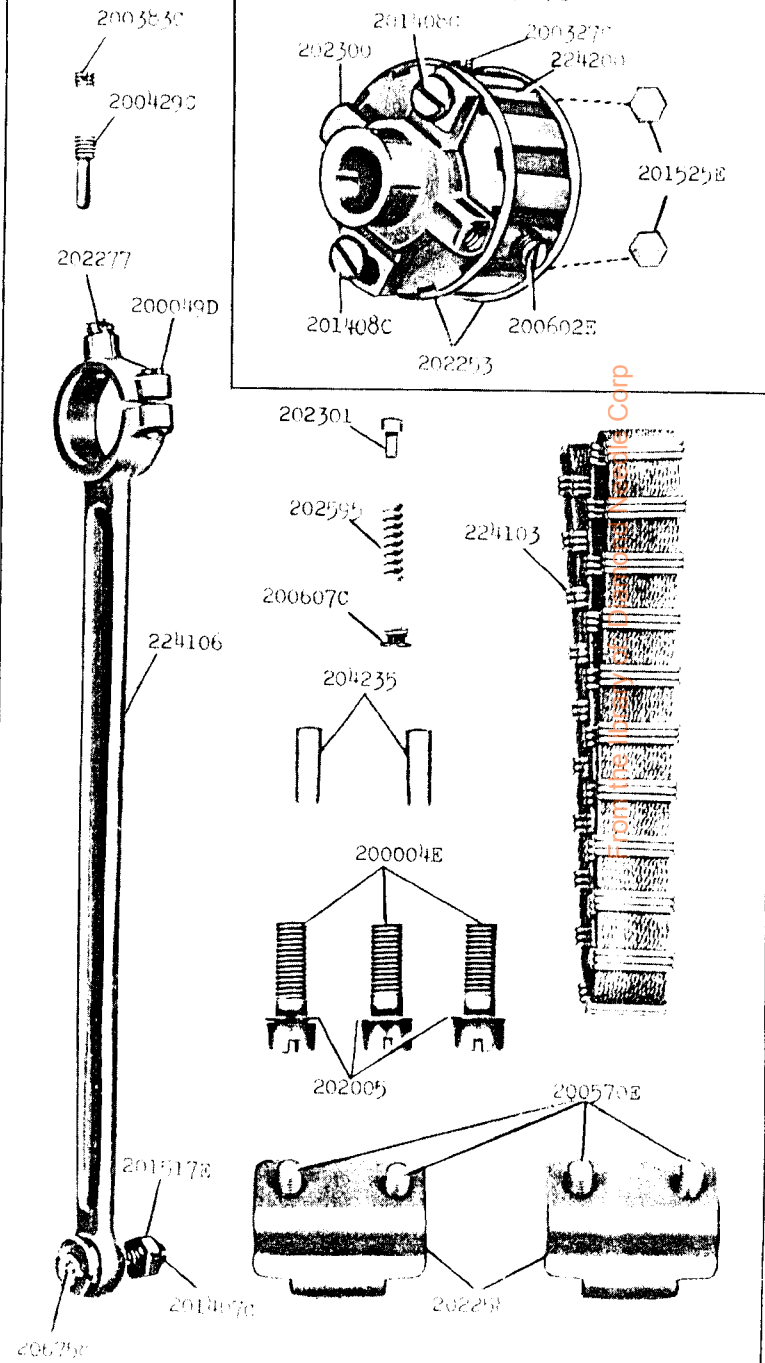
From the library of: Diamond Needle Corp

16257 - 1/6  
259143



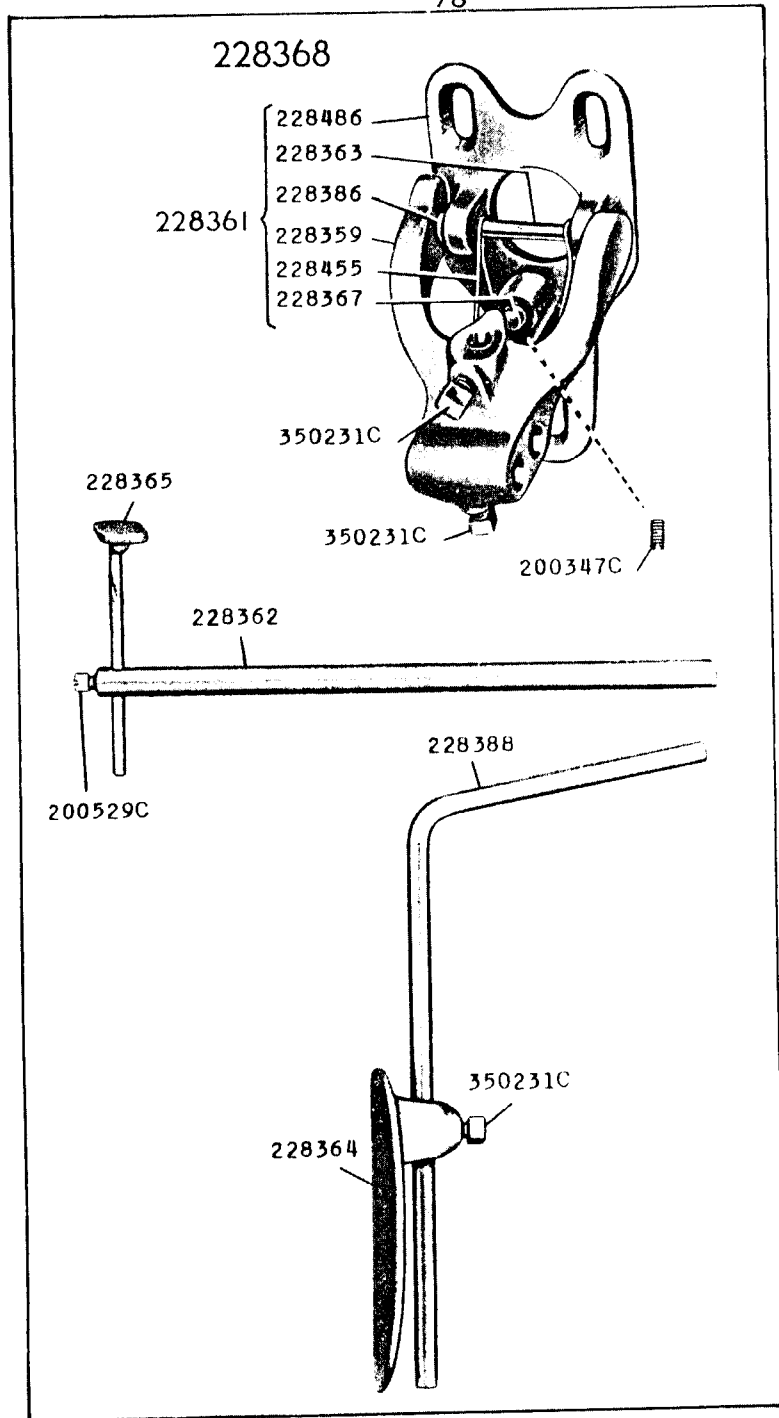
16260 - 1/2

224140






16643 - 3/8



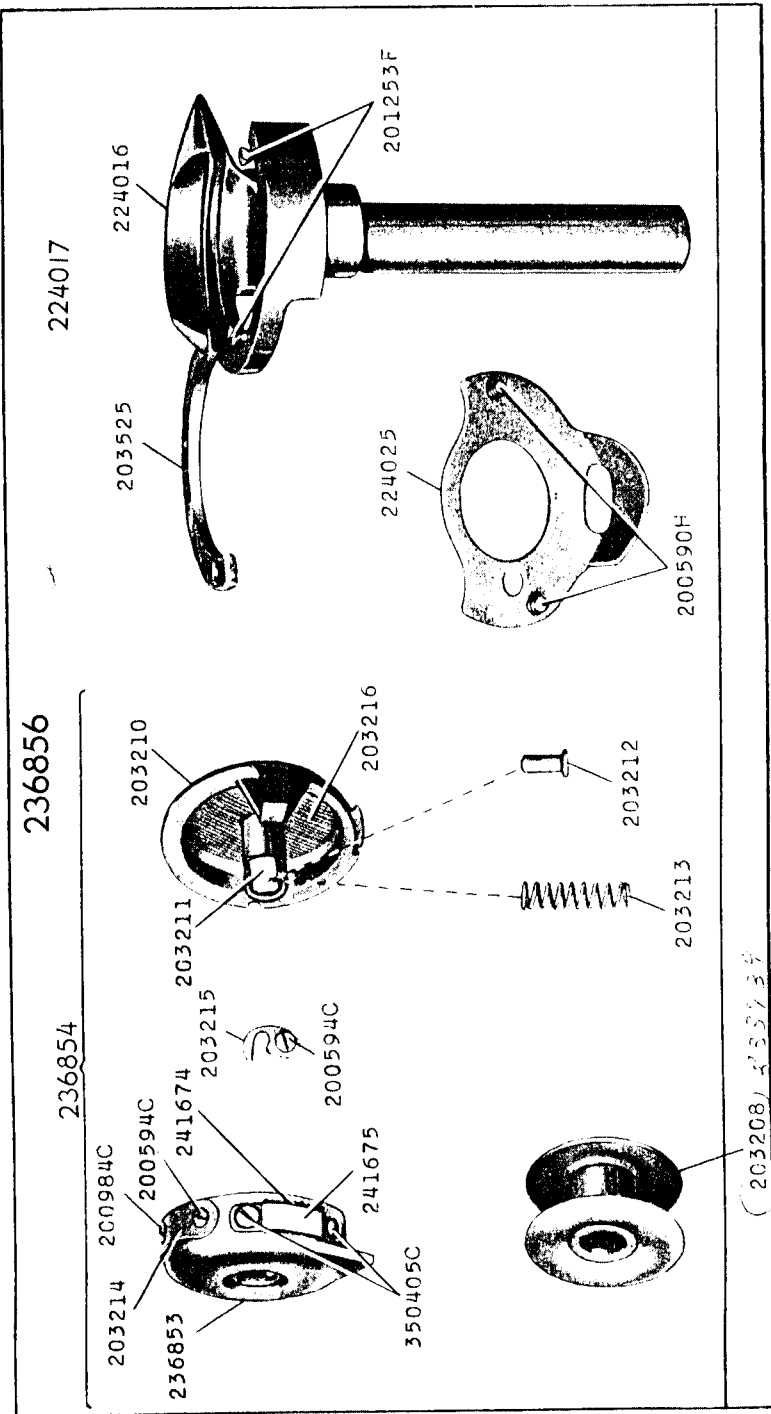
16644 - 1/3







17753



17754 - 2/3

